

BOROUGH OF IRWIN

424 Main St.

Irwin, PA 15642

(724)864-3100 FAX (724)864-3108

APPLICATION FOR BUILDING PERMIT or ZONING PERMIT

Applicant: _____ Address: _____

Owner: _____ Address: _____

Contractor: _____ Address: _____

Type of Permit: _____
Zoning uses, building, demolition

Purpose: _____
Detail repairs, alterations, new construction, etc.

Location: _____
Street and Number Ward

Size of Lot: Frontage: _____ Street: _____ Depth: _____

If irregular shape, state all courses and distances:

Present use: _____ Proposed use: _____

Height: Existing Structure: _____ New Structure: _____
Feet & Stories Feet & Stories

Type of Construction: _____

No. of Families: _____ No. of Rooms: _____

Buildings to be razed: _____

Person to Contact: _____ Telephone #: _____

Approximate Date of Completion: _____ Estimated Cost: _____

Plot Plan on Reverse Side: _____ (Check)

Note: The requirements for this permit are in addition to all others required by law or regulation. The issuance of this permit does not imply that other permits will be issued if the specifications do not conform with the other pertinent codes.

I hereby certify that the statements contained herein are true and correct to the best of my knowledge and belief. I understand that if I knowingly make any false statements herein, I am subject to such penalties as may be prescribed by law or ordinance.

Applicant Signature

BOROUGH OF IRWIN

Addendum to Building Permit

I. The applicant for the building permit, in compliance with Act 44 of 1993, hereby submits (check one):

- Certificate of Insurance (please attach)
- Certificate of Self-Insurance (please attach)
- Affidavit of Exemption

II. If a Certificate of Insurance or Self-Insurance has been submitted, please complete the following:

Name of Insurer _____
Or Self-Insurer _____
Address _____

City _____ State _____ Zip Code _____

Policy No. _____ Coverage Period Ends _____

Name of Contractor/Policy Holder _____

Address _____

City _____ State _____ Zip Code _____

Contractor/Policyholder's federal or state employer identification number (EIN)
EIN No. _____

- a. This policy provides coverage for the requirements of the Workers' Compensation Act, the Occupational Disease Act, and, where applicable, the federal Longshore and Harbor Workers' Compensation Act.
- b. The insurer has been notified that the municipality issuing the building permit is to be named a policy certificate holder.
- c. Any subcontractors used on this project will be required to carry their own workers compensation coverage.
- d. The contractor/policyholder will notify the municipality of any change in status, cancellation or expiration of workers' compensation coverage.
- e. Violation of the Workers' Compensation Act or the terms of this permit will subject the contractor/policyholder to a stop-work order and other fines and penalties as provided by law.

III. If an exemption is being claimed, please complete the following and sign in the presence of a notary public:

Basis for exemption (check one):

- Applicant is an individual who owns the property

Contractor/Applicant is a sole proprietorship without employees

Contractor/Applicant is a corporation, and the only employees working on the project have and are qualified as "Executive Employees" under Section 104 of the Workers' Compensation Act. Please explain:

All of the Contractor/ Applicant's employees on the project are exempt on religious grounds under Section 304.2 of the Workers' Compensation Act. Please explain:

Other. Please explain:

Name of applicant _____

Address _____

City _____ State _____ Zip Code _____

Applicant's federal or state employer identification number (EIN) _____

- 1. Any subcontractors used on this project will be required to carry their own workers' compensation coverage.
- 2. The applicant is not permitted to employ any individual to perform work on this project pursuant to the permit in violation of the Act.
- 3. Violation of the Worker's Compensation Act or the terms of this permit will subject the applicant to a stop-work order and other fines and penalties provided by law.

My signature on behalf of or as the contractor/applicant for this building permit constitutes my verification that the statements contained here are true, and that I am subject to the penalty of 18 PA C.S.A. subparagraph 4904 relating to unsworn falsifications to authorities.

Signature

Name (Please Print)

Title

Name of Company

To: Contractors & Sub-Contractors

From: Mary L. Benko, Zoning Officer

Re: Workers' Compensation Reform Act #44 of 1993

Effective September 1, 1993, the Borough of Irwin will no longer issue a building permit to a contractor, subcontractor or resident (i.e. plumber, electrician, mason, heating, ventilation and air conditioning) who has not demonstrated current coverage and compliance with the requirements and Act #44 by filing with the Office of the Building Inspector one of the following:

- 1. Certificate of Insurance issued by your insurance carrier as proof of workers' compensation insurance for your employees; or
- 2. Certification of self-insurance from the Department of Labor and Industry; or
- 3. A notarized affidavit of exemption from workers' compensation insurance stating you will not hire any employees to work on the construction project.
- 4. Register via company letterhead or billhead including address and phone number (Post Office Box not acceptable) your Federal or State Identification Number.

Borough resident and/or homeowners please note: If resident and or homeowner will be performing the work, they must file a notarized affidavit of exemption from workers' compensation insurance stating that they will not hire/employ any individual, or sub-contract work on the construction project.

Should resident and/or homeowner later choose or be forced to sub-contract work to comply with the building code, it is the responsibility of the resident to see that the sub-contractor comply with the regulations as outlined above.

Under Section 302 of Act 44, every building permit issued by the Borough to a contractor, sub-contractor, or resident shall clearly set for one of the following:

- 1. Name and worker's compensation policy and the contractor's and/or sub-contractor's Federal or State Employee Identification Number.
- 2. Contractor's Federal or State Employer identification number and the substance of the affirmation that the applicant is not permitted to employ any individual to perform work pursuant to the building permit.
- 3. Resident and/or homeowners notarized affirmation that he will not employ any individual to perform work pursuant to the building permit.

These certificates shall be filed with the Borough's copy of the building permit. Upon issuance of a building permit, the Borough will be named as a WC policy certificate holder. The issuer of the policy, your insurance carrier, must inform the municipality within three working days for any change in, or termination of, coverage.

If the Borough received notice that you have had coverage terminated, lost state-approved self-insurance status, or employed persons without providing coverage, the Borough must and will, under Section 302 (e) (4) issue a stopwork order. The stop work order may not be lifted until the contractor and/or sub-contractor re-obtains proper coverage.

When do I need Environmental Permits for Site Development?

5

NPDES PERMIT REQUIREMENTS:

1. A complete Erosion and Sediment Control Plan.
2. A complete Permit Application form.
3. A Post Construction Stormwater Management Plan.
4. The Conservation District Application form.
5. Any fees associated with permits.

Am I disturbing over 5 acres?

The landowner will need to apply to the Westmoreland Conservation District for an NPDES Permit.

Am I disturbing between 1 and 5 acres?

- A. The landowner may need to apply for an NPDES Permit if they have a point source discharge. A point source discharge is defined as a channel or pipe that carries water to the surface waters of the Commonwealth.
- Streams
 - Storm systems
 - Wetlands
 - Lakes
 - Rivers
- B. If there is no point source discharge, only an Erosion and Sediment Control plan and accompanying fee is required. This must be submitted and approved by the Westmoreland Conservation District.

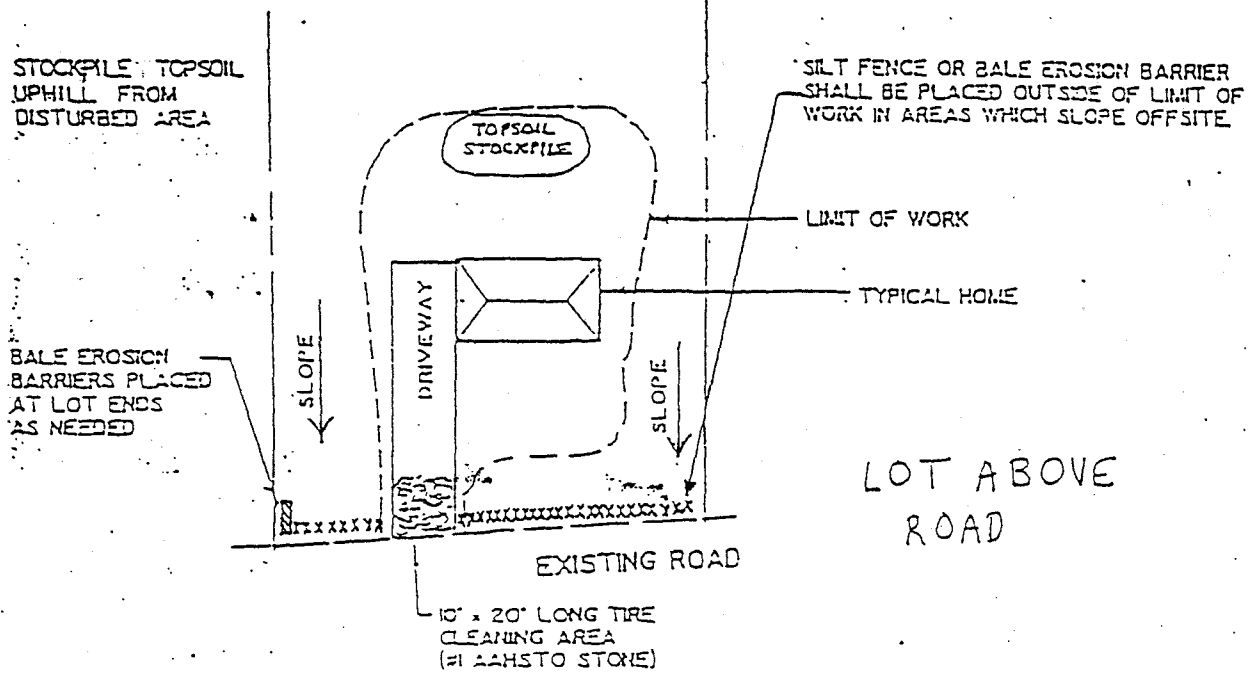
Am I disturbing less than 1 acre?

The property owner will need an Erosion and Sediment Control plan on site. Some municipalities require all site development to have a plan approved by the Westmoreland Conservation District.


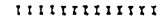
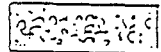
Am I a homebuilder for a single lot?

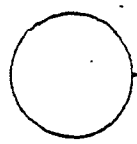
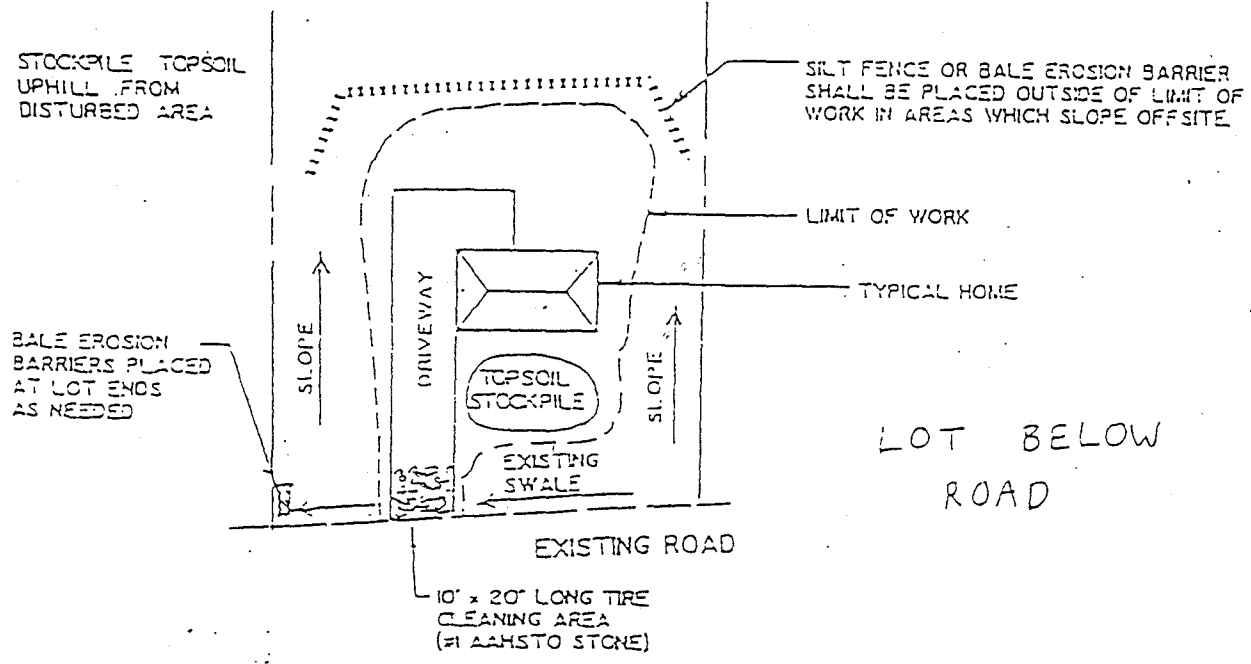
The homebuilder must follow the guidelines for on-lot controls established by the Department of Environmental Protection Erosion Control Manual.*

*See back of this sheet for single lot control designs.



LEGEND

- BALE EROSION BARRIERS 
- SILT FENCE OR BALES 
- TIRE CLEANING AREA (50' x 20' x 6" #1 AASHTO STONE) 



INDIVIDUAL LOT EROSION CONTROL

NO SCALE

Building permit fees

<u>Construction cost</u>	<u>Permit Fee</u>
\$1 to \$500	\$20.00
\$501 to \$1,000	\$30.00
\$1,001 to \$5,000.....	\$40.00
\$5,001 to \$10,000.....	\$50.00
Over \$10,000.....	\$60.00 plus \$5.00 for each \$1,000 over \$10,000

Inspection fees

\$15.00 per inspection

<u>Item</u>	<u>Inspections required</u>	<u>Total fee</u>
Footings.....	1.....	\$15.00
Masonry.....	2.....	\$30.00
Plumbing.....	3.....	\$45.00
Mechanical.....	2.....	\$30.00
Framing.....	1.....	\$15.00
Drywall.....	1.....	\$15.00
Insulation.....	1.....	\$15.00
Final.....	1.....	\$15.00

*Independent electrical inspections needed – 2

Penalty for work begun without permit:

Property Owner - \$50.00

Contractor - \$100.00